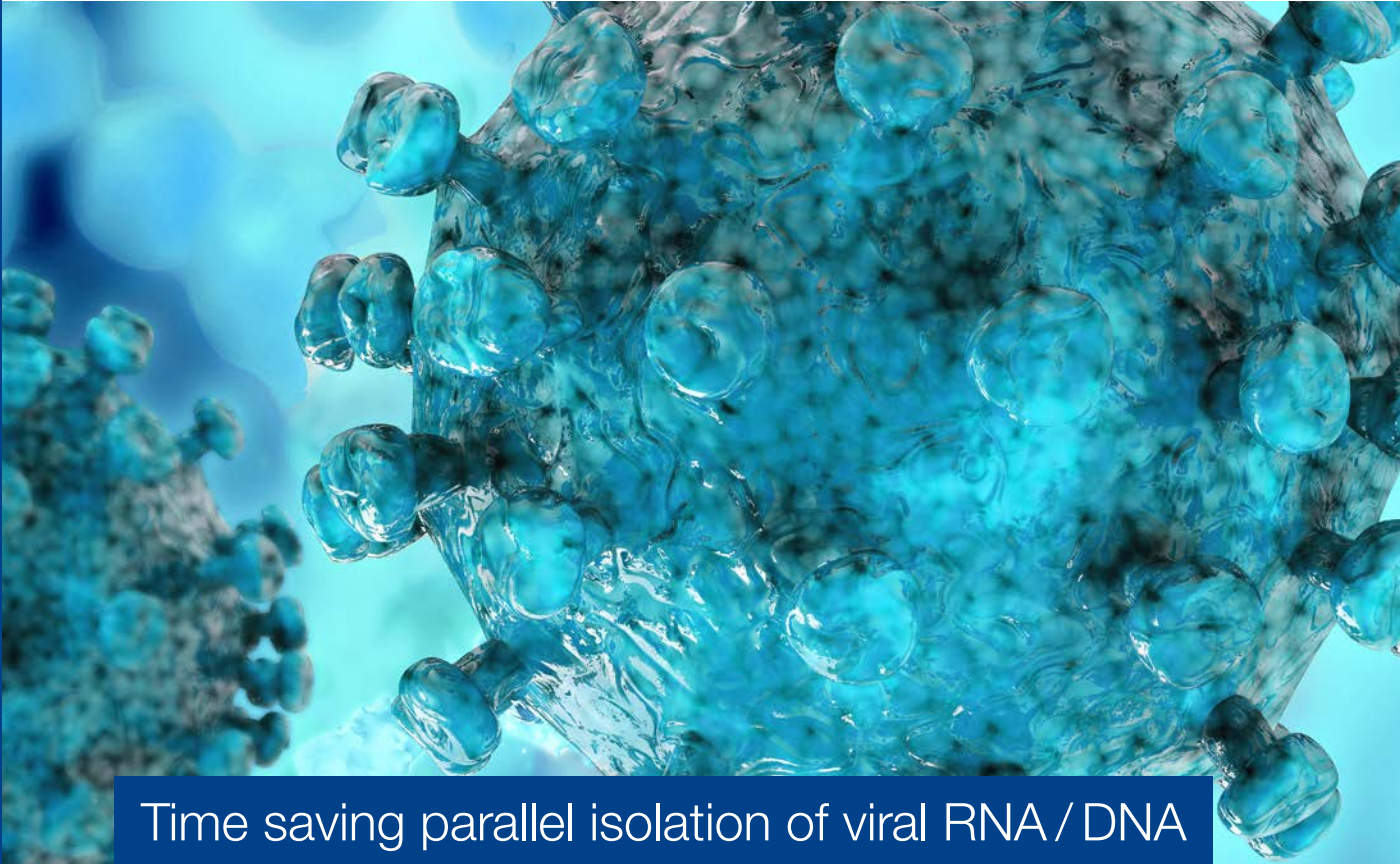


MACHEREY-NAGEL

NucleoSpin[®] Virus

Bioanalysis



Time saving parallel isolation of viral RNA / DNA

- Convenient and highly efficient sample lysis by Liquid Proteinase K
- Reliable virus extraction from fresh or frozen serum / plasma treated with EDTA or citrate
- Highest sensitivity for DNA and RNA viruses e.g., HIV, HPV, H5N1, HCV, HBV, BTV

MACHEREY-NAGEL

www.mn-net.com



Viral RNA and DNA purification

NucleoSpin® Virus

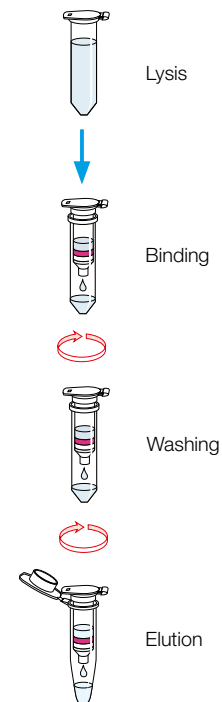
Reliable viral RNA and DNA purification with one kit

NucleoSpin® Virus kit is designed for efficient isolation of high quality viral RNA and DNA from serum, plasma, cell-free biological fluids, or tissue homogenates. The kit already contains carrier RNA, Liquid Proteinase K, and all required buffers. A chaotropic salt containing lysis buffer enables the extraction of viral RNA and DNA quickly and efficiently. Difficult to lyse DNA viruses are processed by a buffer optimized Proteinase K digestion. Carrier RNA improves binding and recovery of low concentrated viral nucleic acids. Lysis buffer combined with ethanol creates an appropriate binding condition for nucleic acids to the columns. The following washing steps remove salts, metabolites, and soluble macromolecular cellular components. The nucleic acids are eluted in water and are ready for use for subsequent downstream applications.

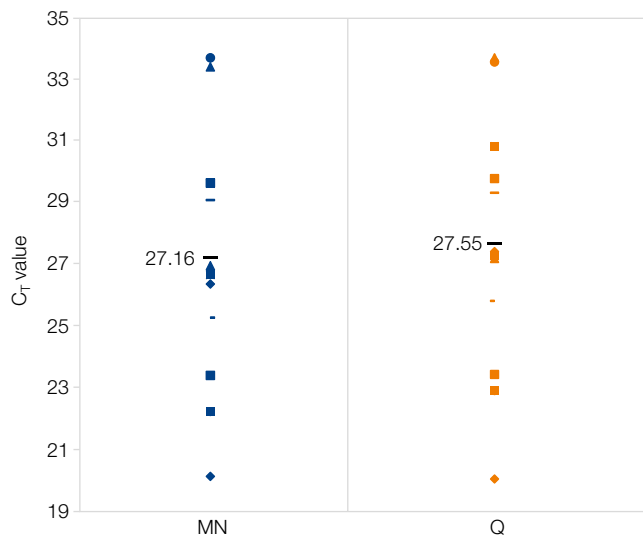
Product at a glance

Technology	Silica membrane technology
Sample material	Cell-free biological fluids, swabs, and tissue homogenates (< 200 µL; < 400 µL with two loading steps)
Fragment size	100 bp–approx. 50 kbp
Elution volume	30 µL
Binding capacity	25 µg
Preparation time	50 min/6 preps

Procedure



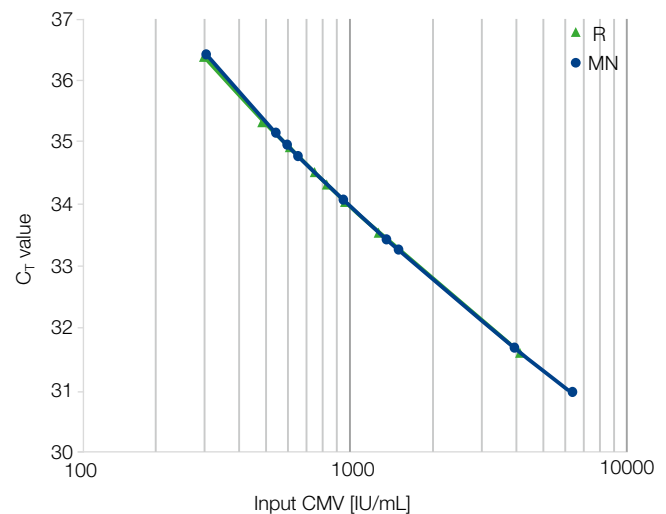
Application data



High sensitive viral BTV RNA detection with NucleoSpin® Virus kit

Viral BTV RNA was isolated from 12 different bovine EDTA blood samples with different virus titer using NucleoSpin® Virus and a competitor kit Q. BTV RNA was quantified by Real-time RT-PCR. The average C_T value is lower for NucleoSpin® Virus indicating higher viral RNA yields.

Data kindly provided by Dr. Hoffmann, Friedrich-Loeffler-Institut, Germany



Reliable viral CMV DNA recovery with NucleoSpin® Virus kit

NucleoSpin® Virus and a competitor kit R were used for viral CMV DNA isolation from different plasma samples with diverse virus titer. The viral DNA were quantified by qPCR in Roche LightCycler® 480. The NucleoSpin® Virus shows consistent reliable CMV DNA recovery.

Data kindly provided by Dr. Tiemann, Dipl. Biol. Hartmann, LABCON-OWL GmbH, Germany

Ordering information

Product	Preps	REF
NucleoSpin® Virus	10/50/250	740983.10/50/250

www.mn-net.com

MACHEREY-NAGEL



MACHEREY-NAGEL GmbH & Co. KG · Neumann-Neander-Str. 6–8 · 52355 Düren · Germany

DE / International:

Tel.: +49 24 21 969-0

Fax: +49 24 21 969-199

E-mail: info@mn-net.com

CH:

Tel.: +41 62 388 55 00

Fax: +41 62 388 55 05

E-mail: sales-ch@mn-net.com

FR:

Tel.: +33 388 68 22 68

Fax: +33 388 51 76 88

E-mail: sales-fr@mn-net.com

US:

Tel.: +1 484 821 0984

Fax: +1 484 821 1272

E-mail: sales-us@mn-net.com

